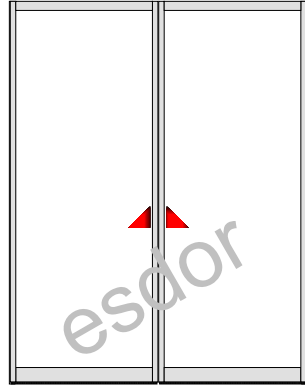
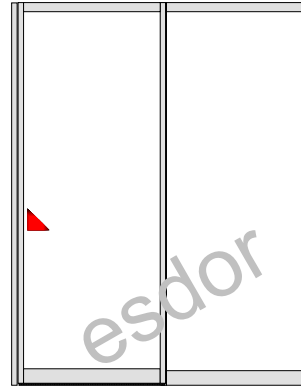


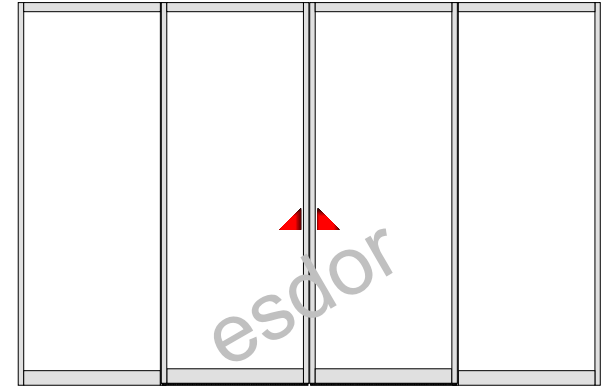
1.Grup
1 KANAT 1050/2200 mm
1 KANAT 1550/2200 mm



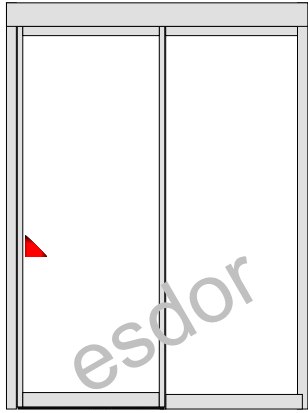
1.Grup
2 KANAT 1550/2200 mm
2 KANAT 2050/2200 mm
2 KANAT 3050/2200 mm



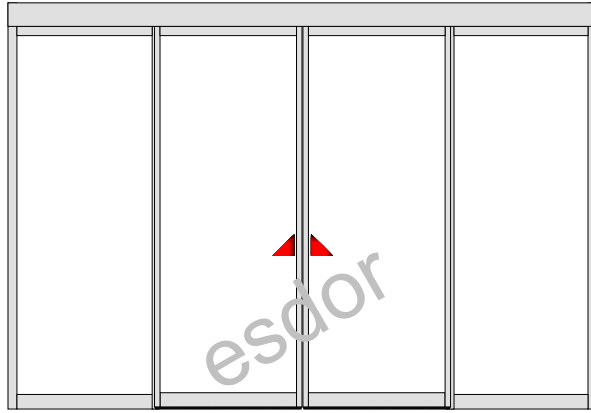
1.Grup
1+1 KANAT 2050/2200 mm
1+1 KANAT 3050/2200 mm



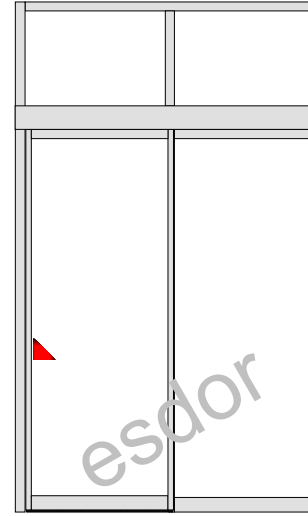
1.Grup
2+2 KANAT 3050/2200 mm
2+2 KANAT 4050/2200 mm
2+2 KANAT 6050/2200 mm



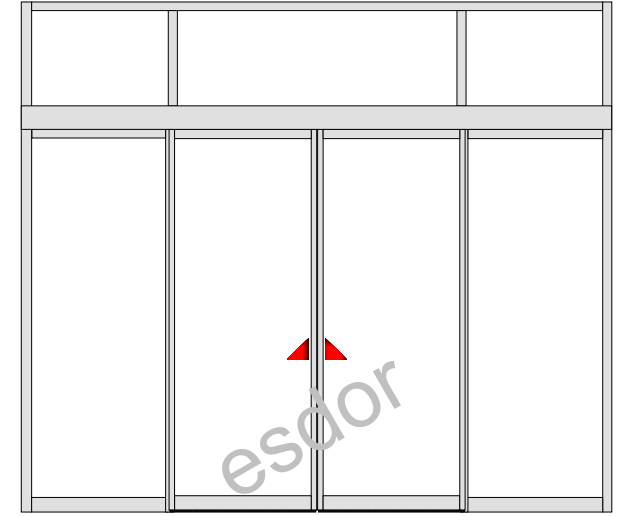
2.Grup
1+1 KANAT 2050/2330 mm
1+1 KANAT 3050/2330 mm



2.Grup
2+2 KANAT 3050/2330 mm
2+2 KANAT 4050/2330 mm
2+2 KANAT 6050/2330 mm



3.Grup
1+1 KANAT 2050/3000 mm
1+1 KANAT 3050/3000 mm



3.Grup
2+2 KANAT 3050/3000 mm
2+2 KANAT 4050/3000 mm
2+2 KANAT 6050/3000 mm

Ekole[®]
otomasyon sistemleri dış ticaret a.ş.

Çizen / Draw.

Kontrol / Control

Onay / Approval

Adı / Title: **ES 30 OTOMATİK KAPI ÜNİTELERİ**

Tarih / Date
10.01.2009

Ölçek / Scale

Resim No /
Drawing No
DP.048/00

FORM **A4**

Resim üzerinden ölçü
almayınız./Do not scale print.